

TM

MESSE EUROPE

2006



Our Finland principal Mr. VM & his assistants from Finland & Germany



Malaysia Kuala Lumpur Demo House

2010

2011



Sauna Holm at Dubai Exhibition 2010

(The Current King) was presented with our product catalogues in 2011



Yang di-Pertuan Agong ke-14

2013

Tun Mahathir (Former Prime Minister) and our Project Director Mr. Foong after product presentation in 2013



The appreciation letter by Fitness First Asia who engaged with us to service them for more than 50 outlets in the South East region.

2014



Sauna Holm was selected to represent Malaysia to attend at the International Sauna Conference took place at Germany in 2014



Every years our registration under

CIBD Malaysia

2008

Sabah
Kota Kinabalu
Showroom



Ex-Deputy PM Tan Sri Muhyiddin at
International Export Conference, 2008



Alexandre Ziché and Mr. Foong at
product training of the most high-tech
steam bath of **Electrode System**

2012

The first launching by our
Japanese partner represented
by Ms. Chika & Ms. Ayaka
of our most premium product:
Dr. Sauna Haruhiko -

the Japanese
Hot Bed



Our branched-out
whirlpool factory
in China 2014

2015 JB
Danga
City
Showroom



Christmas eve luncheon cum
present exchange among
production staffs
2015



▲
Our Finland Principal Mr. VM Kallioniemi with Sauna Holm since 2001 with our Project Director Mr. KV Foong since 1995

1. Originated from Finland, Finnish think of saunas not as a luxury, but as a necessity. Before the rise of public health care and nursery facilities, almost all Finnish mothers gave birth in saunas. Building a sauna is more complex than it sounds. Choosing the correct material, understanding the requirement, heater's quality and safety, the sauna climate to achieve, aesthetic custom made design are the crucial elements in sauna construction.

2. Since 2001, we have partnership with the World Top Three Finland Principal, Mr. VM Kallioniemi in order to deliver the best sauna & steam technology to our prestigious customers in South East Asia. Five years later, we have expanded with our Finnish partners to include more wellness brandnames such as: Finland SAWO, Sawotec Electronic AG and Spa Solutions, Sentiotic Wellness, and HolmSpa Wellness that equally to be produced and distributed from Finland, Austria, and Cebu Philippines that particularly to be regard as the biggest Finnish's sauna equipment manufacturing plant in Asia.

3. Sauna Holm Sdn Bhd is the pioneer in the sauna industry of South East Asia. Our company was named Saunatec Enterprise and was founded back in 20 years ago. Our organization is an entity that combines with strong R&D, overseas product technology, IT knowledge, professional & passionate sales team, and trained technicians that enables the company to establish a long term yet favourable business relationship with our valued-customers.

4. Today, we have moved into turnkey design to assist to upgrade various spa facilities & furniture to the famous hotels, resorts, luxury condos, club houses, spa & fitness in Malaysia & overseas projects. Moreover, Sauna Holm has built a demo-house for customer's trial-experience before purchase, just the perfect match that you could ever wish for in a luxury bathroom, both as regards form and function. Hot sauna, aroma steam bath, hydrotherapy whirlpool & rainforest shower can never be missed now unless you don't return home to bath.

5. A private spa in the comfort of your own home is no longer just a dream. You are welcomed to visit this treatment House - The Sauna & Spa World to experience warmth & relaxation to both your body and soul throughout latest Dr. Sauna Haruhiko Antioxidant Hot Stone Bed. It is recognized to be the best therapy for those insomnia to sleep well since your body system is exercising, which promotes blood circulation, activates nervous system and stimulates the production of endorphins that increase the sensation of mental & physical well-being.

Our Exclusive Brands & Partners

| 2012



| 2014



| 2014



| 2017



| Year 2001



Our products obtained the following certifications



European TUV



VDE - Germany



CQC - British




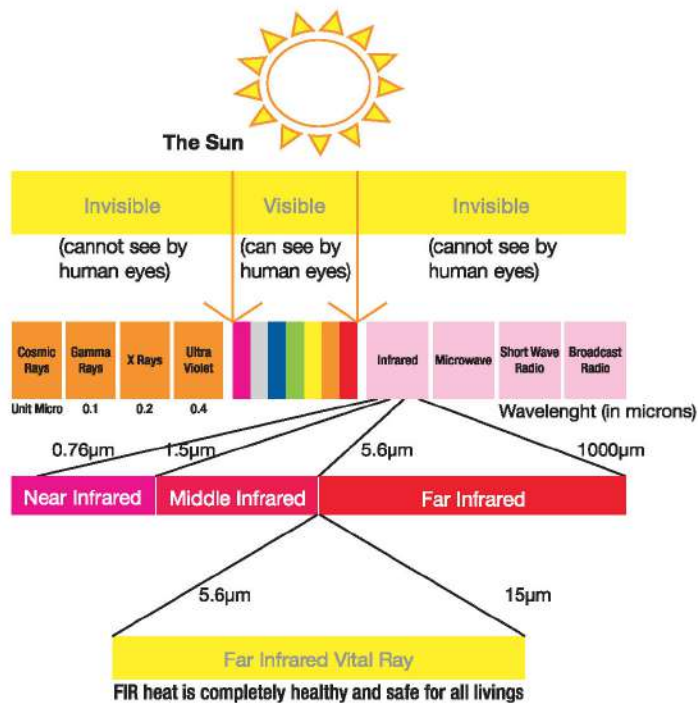
FI-Finland



Ghost R-Russia



Kermi - Hungary



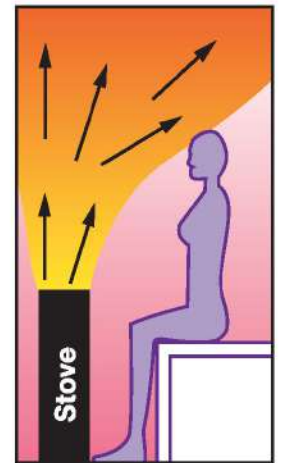
What is Far Infrared Ray?

Infrared is the band of light we perceive as heat, which we can only feel this type of light in the form of heat. In fact, the sun products most of its energy output in the infrared segment of the spectrum that infrared rays heat your body without having to heat the air in-between through conversion process.

The infrared ray is divided into 3 segments by wavelengths and measure in microns; the near infrared is between 0.76~1.5 microns; medium infrared is between 1.5~5.6 microns; the far infrared is between 5.6~1000 microns. Among these segments, only far infrared penetrates organic substances such as the human body two to three inches since the warming effect is very uniform.



Far Infrared Sauna
for direct penetration



Finland Sauna
natural circulation

The Benefits of Hyperthermia Therapy



**Choric Pain and
Muscle Spasms**



**Detoxification,
Cellulite & Weight**



Injury & Scars



Acne and Skintone



**Blood Circulation &
Pressure**



Indigestion



Warm up Exercise



Relaxation and Meditation

Anti-Oxydant Japanese Hot Bed Haruhiko Tiles & Nano Orange Powder

Sauna Holm's latest product, Dr Sauna Haruhiko, is named for its health with anti-oxidant properties. As for the Dr. Sauna Haruhiko where it introduces the basic mechanism and effect in health therapy, whereby it is the high treatment device of the reliability that passes the severe inspection of the Ministry of Health & Welfare in Japan, and obtained the approval of medical treatment equipment as the warm temperature therapy in hospitals & especially in the skin specialist clinic in Japan.



Made in Japan



日式汗蒸房发展到今天被称作岩盘浴，它与韩式汗蒸房的区别是，日式汗蒸房有炕体验者可以躺在上面，韩式汗蒸房有排凳子，体验者是坐在上面，相对来说日式汗蒸房比较舒服。

岩盘浴是从中国古老但已失传的砭石疗法中衍生出来、后盛行于日本的一种既古老又新潮的疾病治疗和健康养生的方式。

入浴者需要在室温38度以上，岩床表面温度42度，湿度60%的条件下，将身体横卧在温热的天然矿石石板上，在从石板中放射出来的强远红外线和丰富的负氧离子的作用下，排出大量的体汗，促使身体从内部进行新陈代谢。岩盘浴可以使身体的负担减轻，具有非常明显的排毒、美容美肤和瘦身减肥的效果。岩床的主体材料是含有对人体有益的天然矿石板，经过人工设计，使其具有对人体更大的能量释放。岩盘浴最大功效来源于远红外线和负氧离子的作用，这一点是桑拿、温泉、瑜伽等健身方式无法媲美的。




Dr. Sauna Haruhiko is the latest generation in sauna therapy and is regarded as a new era of sauna medical device. Uses 3 elements i.e. far infra-red, NANO conductive powder and negative ions formulated tiles, for faster heat penetration and efficient anti-oxidant treatment. It is especially effective to activate and reenergize your body, soothe for pain and ease from migraine. Your peripheral blood vessels expand, blood circulation improves and your body's natural healing power is heightened. Internal organs function more actively and efficiently and blood pressure remains stable.

Dr. Sauna Haruhiko's therapeutic stone is for people who feel the Finnish Sauna is too hot or for those who feel that the humidity of the traditional steam bath is too high. The purification process starts at a comfortable temperature of approximately 38-42 °C and 60% relative-moist room condition. Such warm yet relaxing bath simulates your blood circulation which activates a natural purification process. Such anti-oxydant tiles FIR heats the body directly instead of heating the air within the enclosure. This results in deeper tissue penetration, as a result, the body perspires, but avoids the harmful and extremely hot air of a traditional steam sauna. The cold fog generated by the supersonic wave stimulates and improves skin renewal.

The sleek and modern Dr. Sauna Haruhiko cabin gives you warmth and relaxation, while enabling the rejuvenation and healing of your body and its properties. It promotes blood circulation, activates one's nervous system and stimulates the sensation of mental & physical well-being. Truly a doctor to have around at all times.

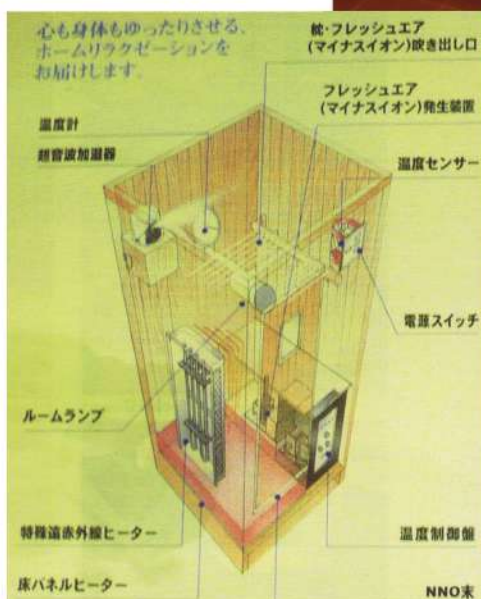
Dr. Sauna Haruhiko – VE/ION Stone using for rock bed, for quality assurance & guarantee specification. We guarantee our products performance as follows;

1. Performance of radium tile
 - a) The amount of radiation emitted from radium tile
 1. Alpha ray 0.08~0.12 μ SV (microsievert)
Ra218 healing effects of activation of brain cells, disappeared in 3 seconds.
 2. Radon gas 0.200 ~ 0.213 μ SV
Ra2222 Ionization effect (effect of bioactive) is strong, blood purification.
 3. Toron gas 0.200~0.210 μ SV
Ra220 Ionization effect is the strong in the earth, blood flow promoting action.
 - * if we use 1 hour a day when bathing, the allowable amount to human reception: 0.10 μ SV (average) \times 1hrx365=0.0365 μ SV
 - * Japan Atomic Energy article Cultural Foundation of the stomach once in 1 X-ray diagnostic radiation dose receive = 0.6mSV
1SV=1,000m μ SV=1,000,000 μ SV
 - b) The amount of ion volume 1,200~1,750pieces/cc
 - * we got above data by RADI & ION tester made by HORIBA (Japanese).
2. Size & Material
 - a) Size 292.5mm~295mm (Thickness) 13.5mm
 - b) Made from Ena mountain area, Gifu prefecture in Japan.
3. We have been guarantee above data for 15 years.



Supersonic waves humidifier

Instead of heating the air within the enclosure, it heats the body directly. The result is deeper tissue penetration. The body perspires and receives all of the healthy benefits but avoids the harmful and extremely hot air of a traditional steam sauna. The cold fog generated by the supersonic wave stimulates and improves the renewal to the skin.



Negative ions generator

Breathe comfortably with the ionization power. It has the power of to produce 13 litres of fresh air which is FOUR times the amount or air an adult breathe (approximate of 3 litres). Breathing of fresh airs helps to improve the organ functions of a human body.



Dr. Sauna Relief Oil promote blood circulation for pain relief under high temperature condition



Dr. Sauna Thermal Powder

Such orange Nano powder is a powder with high thermal conductivity. It helps improves the effect of hyperthermia. Besides, it has an excellence for excellent deodorization and bactericidal action.



refer to page 15, code: P15-SA6



different lamp shade designs are available, in Green-Wood or White-Wood, or in both combination; Colouring-Lightings of heat & vapour proof are used to create a soothing ambience of a **Sauna-Komfort** design



Sauna Country Home to install with premium White Wood and reflection LED lighting effect of energy savings. Yet, our organic tower heater range to maximise such sauna climate on an increase of 20%-25% moist.

 **KNOT-FREE**





KNOT-FREE

◀ the combination of stone walls and hand finished Green-Wood offers the sauna a special charm. Benches are constructed with our Signature White-Wood Premium. There are Chromo-Lite individually hung on the wood ceiling.



▲ Ergonomically shaped Lying bed in wooden construction gives a feeling of effortless relaxation.



► This spacious large design sauna is characterised by their indirect lighting from the comfortably constructed benches, and the interesting moulded light shade as the wall mural design.



▲ Tower heater boasts a unique, slender, stainless steel design which has been specially for a prolonged, steady heat sauna warm and made to create a more humid, gentle steam similar to the more traditional wood-burning stoves. Ensures a larger surface area of rocks comes into contact with water, releasing more steam evenly in every direction.



▲ ◀ Our popular Starry-Nite with heat & vapour proof spotlights, a light projector shines a light over many individual fibre optic cables.

Sauna Room Standard Specification



Standard room design

Finns Sauna's pre-cut sauna system consists of pre-engineered panels pre-fabricated at our factory. All panels are framed and insulated, therefore no messy on site construction that will disturb others' work-in-progress.

Finns Sauna's standard specification for our built-in sauna room or Movable Sauna:

- **Timber Wall & Ceiling Paneling** – to supply and install pre-engineered timber panels that are built with selected Grade-A kiln dry Finland Spruce timber strip paneling 13x95(W) mm for walls and ceiling, c/w 2" fiberglass wool and 1 layer double-sided hi-gloss aluminium foils for heat insulation and vapor barrier feature. Solid framing made from 1" x 2" quality Meranti wood structure.
- **Timber Benches** – to supply and install timber benches constructed with Finland Spruce timber 20x95W mm, and c/w Meranti legs 2" x 3" with fasteners.
- **Timber Door** – to supply and install dehumidifier hatch and insulated timber sauna door, which using Finland Spruce construction c/w glass viewing panel 35Wx35H mm, ventilation square louver 15.3Lx 35W mm, Finland Spruce timber handle and magnetic door catch.
- **Timber Flooring** – Removable duckboard of Finland Spruce 20x95W mm is provided for walk area in front of Bench.
- **Stainless Steel "Finland SAWO" Heater** – made from superior quality stainless steel container with unique leak proof feature and run with high quality chrome steel elements that allow wet rock steam to create "loyly": the moist heat in Finn term. Internal stainless steel baffling plates ensure gravity free convection airflow for greater heating efficiency and economize on cost running.
- **Control Panel** – Complete set of heater controls including operation and pre-setting time designed with thermostat with internal wiring connection.
- **Light Fixture** – Vapor proof and wall mounted sauna light with bulb 230V/50Hz, 60W, with wiring connection to the sauna heater.
- **Wiring Connection** – to supply and fix heat resistant electrical wiring from existing isolator switch outside the door that connecting the wall mount sauna control panel to the sauna heater and the sensor in the sauna room.

Supply of Sauna Accessories

- **Wooden Bucket** – 1unit
- **Wooden Ladle** – 1unit
- **Thermo-Hygrometer** – 1unit
- **Sand-Timer** – 1unit
- **Light Fitting** – 1unit
- **Sauna Stones** – 1box (app. 20KG)
- **Sauna Headrest** – 1unit
- **Sauna Hooks** – 2units



Option Upgrading Luxury Accessories & Parts



Backrest & lamp shade



Upgraded room design

Movable Sauna / Cabin Type

1. FIR Cabin Privata

Size: 90L x 90W x 190H cm, 1200W

2. FIR Cabin Publica 1

Size: 150L x 120W x 190H cm, 2100W

3. FIR Cabin Publica 2

Size: 150L x 110W x 190H cm, 2100W

4. Finland Sauna Cabin

Size: 120L x 110W x 190H cm,
150L x 120W x 190H cm, 3.0KW

5. Basic MS-36, MS-40

Size: 3'6"L x 3'6"W x 6'2"H, 3.0KW
4'L x 4"W x 6'2"H, 3.0KW

6. Luxury MS-50, MS-60

Size: 5'L x 4"W x 6'2"H, 3.0KW
6'L x 4"W x 6'2"H, 3.0KW

7. Platinum Series FIR Cabin

Size: 150L x 120W x 190H cm, 2100W

8. Basic FIR-100, FIR-120, FIR-150


Size: 100L x 100W x 190H cm, 1500W
120L x 105W x 190H cm, 1500W
150L x 115W x 190H cm, 1800W

9. FIR Cabin Fiber Carbon

Size: 130L x 105W x 190H, 1350W

10. Sauna Barrel Amerika

Size: 180Lx120Dia cm, 4.5KW



Custom-made Construction of Sauna Room to Various Designs & Sizes



Mini Sauna
refer to page 13,
code: P13-WPSP9



Footy Sauna
refer to page 13,
code: P13-WPSP10



Dewi Inka Wellness Page 2,
Sauna Thermal Oil:
8ml MYR30, 3ml MYR12

Organic Soapstone Heater for your Organic Choice



Organic Soapstone Heater

1. Cumulus

4,5kW 6,0kW 8,0kW 9,0kW

2. Cirrus

3,0kW 4,0kW 5,0kW

3. Nimbus

9,0kW 10,5kW 12,0kW 15,0kW
18,0kW 21,0kW 24,0kW



Stainless Steel Heater

4. Savonia, Super Savonia

9,0kW 10,5kW 12,0kW 15,0kW
18,0kW 21,0kW 24,0kW

5. Mini

2,3kW 3,0kW 3,6kW

6. Scandia

4,5kW 6,0kW 8,0kW 9,0kW



Stainless Steel Heater



Tower Heater



Tower Heater - Inspired by the atmosphere of a country home, the tower heater represents natural characteristics of a country home. Hear the sound of a crackling fire and the sound of water sizzling through the sauna stones, feel the billowing cloud of steam and the shimmering waves of heat and lastly, breathe the natural scent of wood and sap from the flowers. The tranquillity feeling is just like reminiscing the wonderful good old days in the country.

Heater Model	kW	Heating Element kw	Heating Element Type	Sauna Room Min (m³)	Sauna Room Max (m³)	Size of Heater Width (mm)	Size of Heater Depth (mm)	Size of Heater Height (mm)	Stone Control (kg)
TH6-90NB	9.0	6 x 1.5	TH150	8	15	355	355	1300	160 built in
TH6-120N	12.0	6 x 2.0	TH200	11	18	355	355	1300	160 separate
TH9-150N	15.0	6 x 1.5 3 x 2.0	TH150 TH200	14	25	440	440	1300	230 separate
TH9-180N	18.0	9 x 2.0	TH200	18	28	440	440	1300	230 separate
TH12-210Ni	21.0	6 x 1.5 6 x 2.0	TH150 TH200	22	35	540	540	1300	360 innova
TH12-240Ni	24.0	12 x 2.5	TH200	24	40	540	540	1300	360 innova




Aroma Holder



Stefan Lindfors

Interior Architect, Designer, Sculptor

A renowned Finland's creative superpower that created no less than 400 projects of all sizes within interior architecture, design, and sculpture. His receiving awards include 1992 Nordic Vaino Tanner Trailblazer Award, The Good Design Award, the Design PLUS and the Tokyo Design Award, the New Landmark on Manhattan of the façade of the Gershwin Hotel in New York City, 2015 the ten most innovative airport solutions in the world for Finnair at Helsinki International Airport.



MESSE EUROPE

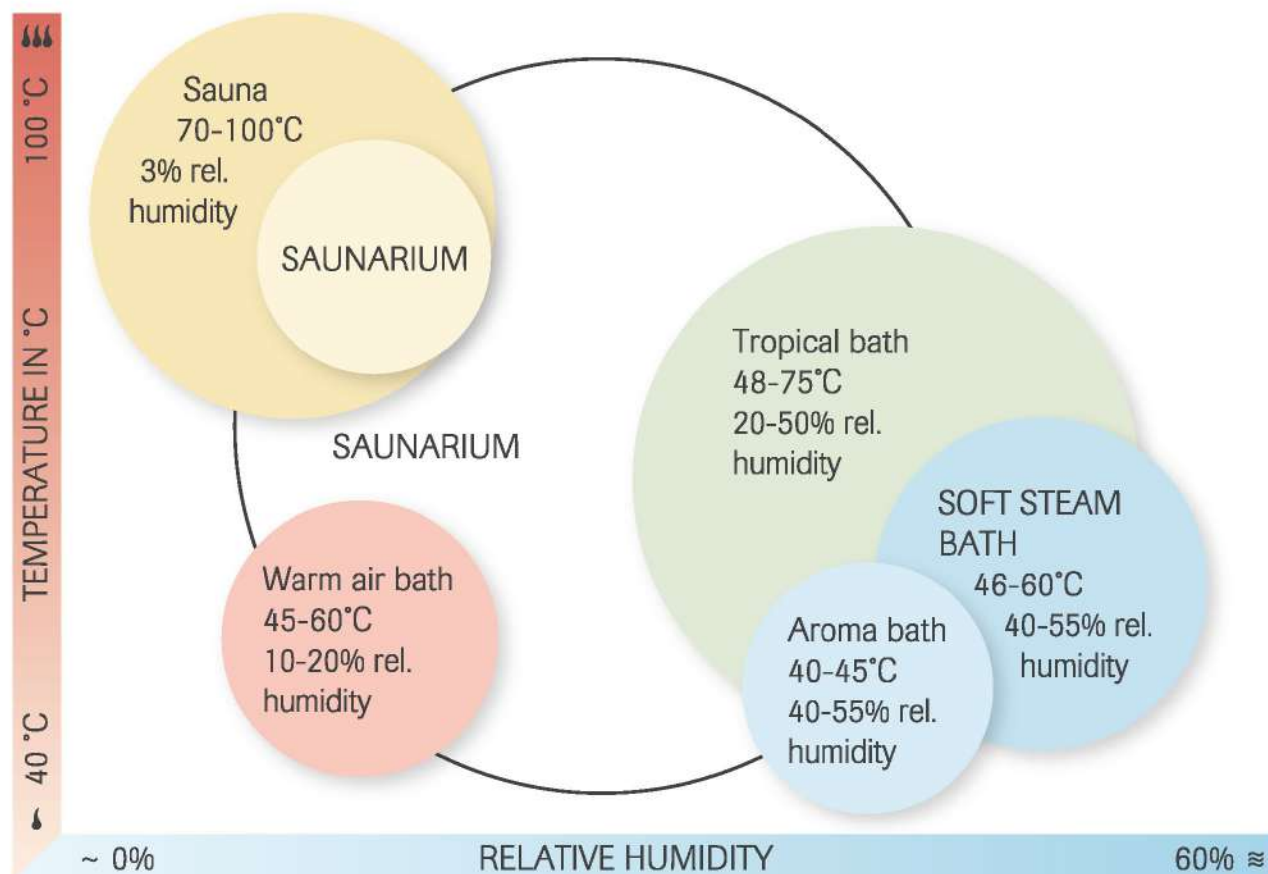
Finland



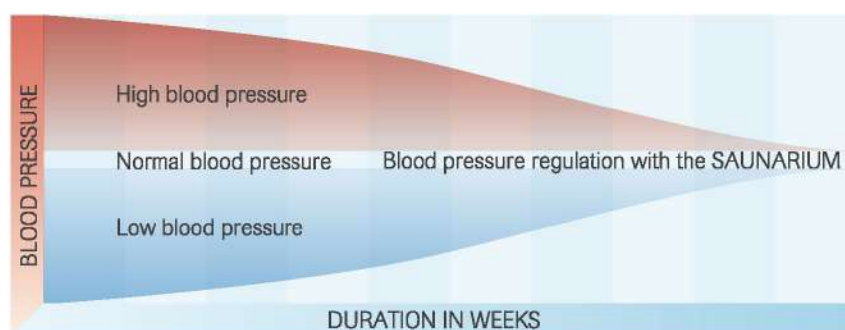


MESSE EUROPE

KLAFS
BY SAUNA AND SPA



The SAUNARIUM offers five different climate zones.



Blood pressure regulation with two visit a week of the SAUNARIUM (46-60°C, 40-55% humidity) over a period of ten weeks.

Sauna & Saunarium, and the Benefits

An ideal saunarium lies somewhere between a dry sauna and a wet steam room, which temperatures are lower at around 60°C, and humidity lesser than 55% for 5 scenarios: **a hot sauna bath**, **a tropical bath**, **a warm air bath**, **a soft steam bath** or a **herbal bath**; You may feel the gentle sauna climate to relax and perspire.

Perspiring helps to bring toxins to the skin surface that flush out from our body. Since a Saunarium is less aggressively hot than a dry sauna, you may feel easy without dehydration or overheating. Such humidity is also good for your skin as well as easing breathing.

Aroma therapy is also significant for extra soothing effect and peace of mind. You may stay longer and socialise easier as the heat is not overpowering and less steam present for a more pleasant therapy room.

Other benefits include lower your blood pressure that useful for those suffering from cardiac problems or high blood pressure. It improves overall blood circulation especially to your arms and legs. Increased blood supply can raise energy levels as your body receives more oxygen and nutrients. Repeated sessions can also help with psychosomatic conditions such as insomnia.



AUT442FIR
(W) 134.5 x (H) 179.5 x (D) 48.5



AUT455PRO
Sauna Control Unit



AUT339FIB / AUT711FIW
High-End Sauna Control Unit



The aim is to provide an atmosphere that is deeply relaxing and enjoyable to be in. It's a way to escape the stresses and strains of the modern world. You'll leave feeling cleaner, fresher and invigorated as well as calm your mind.



reddot design award
winner 2013



Automatic
STOP

The integrated shutdown provides the highest level of safety without compromising the look. The optional cut-off rocker switch turns the heater off if the heater is covered (for example by a towel).



Flexible
Design

Individual look: Equip your Concept R with our prefabricated wooden railing or with a railing individually designed together with your sauna constructor.



Quick
Heat

Due to the innovative heater concept, the Concept R enables the fastest possible heating times for your sauna.



360°
Face

Thanks to its four exposed sides, it is possible to place the heater free-standing in the room.



Easy to
Service

Simple maintenance thanks to heating elements separated from the stones.



Long
Life

The heating rods are largely protected from water by V fins placed above it.




Sauna heater now, it can be hidden inside the sauna room! Genius, isn't it?

This exquisite looking modern heater has a slim shape that defies space. It can safely fit with zero tolerance on walls and benches. Hidden heater can be placed on a recess area of the sauna room that hides it. Containment of the heater prevents accidental burns and misuse.

It comes with an extra accessory for water

The heater has a hose that connects water basin which you can place anywhere inside the sauna room. The water that runs through the hose passes to the heater water pipe and evenly pours water unto the stones. A radiant steam is created by gradual droplets of water. The heater air vent design is very effective which makes heat temperature to increase rapidly inside the room.



Example heat damage behind sauna heater

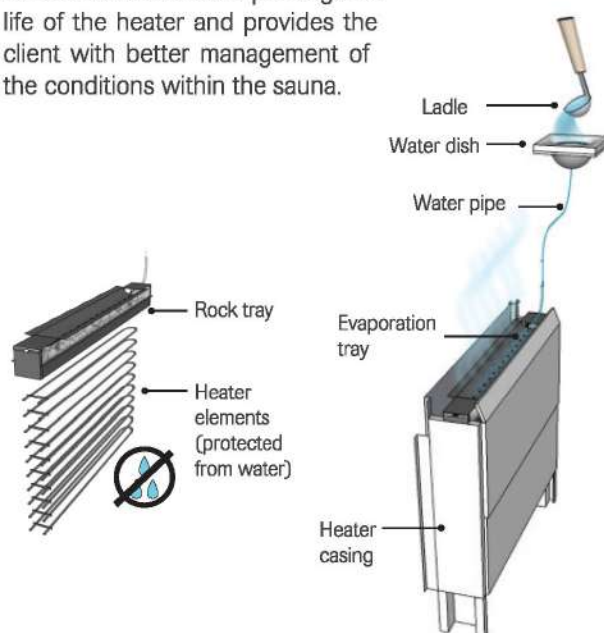


Protected heating elements

The heating elements are located directly beneath the rock tray in the behind bench heater. This prevents water being splashed directly onto the elements which is a common cause of element failure in standard sauna heaters.

Auto dosing

It is simple for this model of sauna heater to be fitted with an auto dosing pump to control the amount of water being added to the rocks remotely and prevent the need for users to interfere with the heater. This further prolongs the life of the heater and provides the client with better management of the conditions within the sauna.



Model Water Splash

Dosing-system for an automatic sauna-splash with fragrance & water

Function description

The unit can be operated by the internal controller, a push button or an external clock timer. After the switchon of the unit the first splash is delayed for 20 minutes, to ensure that the sauna-heater is heated up. To avoid that fragrance is dosed purely onto the heater the water flow is monitored permanently. The operation mode is set by a rotary knob at the controller. The cycle of the splash, the quantity and the aroma intensity are set by 3 rotary buttons at the control unit. For the pre-indication of the splash a 230 V/AC output signal is provided. All functions can be checked by the incl. test switch.

To be provided by the builder

- Plants room for the installation of the control panel
- Power socket 230 V/50 Hz, interlocked with sauna heater
- Water connection cold 1/2"
- Needed pressure: 2 bar dynamic
- Water quantity: 2.5 l/min
- 3/8" tubing to the sprinkler
- Drain in the plants room

The unit has to be installed on a higher level than the sprinkler. If this is not possible or if the tubing tends upwards, a non-return valve according to EN1717 has to be installed in the supply!



Technical Data

Electrical supply	230 V/AC 50 Hz
Power supply	max. 50 W
Water supply	1/2" female thread
Measures	W 44 cm x H 41 cm x D 17 cm
Weight	7 kg

Study Hard Element Aroma Therapeutic Oil

Commercial Use Essential Oils:

X-Large 5L, Large 1L, Medium 500L, Small 250L

Home Use Tester size:

One: 3.2ml Two: 5ml Three: 11ml Four: 15.6ml Five: 30.5ml



**Study Hard
Element (3ml)**
RM10.60



**World Peace
(3ml)**
RM10.60



**Spa Retreat
(50ml)**
RM177.50



MESSE EUROPE



1

Very Safe Radiant Heat

Eco Full Spectrum Far Infrared, just like the warmth from the Sun

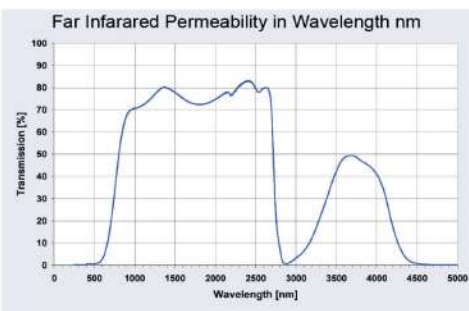
4



Technical Data

Power ratings	350W, 500W, 750W
Security against	overheating at 130°C
Installation sizes	810*147mm (500W and 750W) 650*147mm (350W)
Installation depth	59mm

2



Orange Nano Salt-Block of Deodorant effect

3



5



1 P06-ME1

The Vitae-Infrared Radiator radiates from the famous Germany NEXTREMA® glass dark filters out the majority of unwanted infrared radiations Full-spectrum radiant heat and is very safe as per tested in Seibersdorf Laboratories GmbH as shown. The infrared radiator maximizes full power immediately.

2 P06-ME2

Safe infrared ray distribution more than 62.5% within 1400-3000 nm of wavelength in microns, refers IR energy.

4 P06-ME4

VitaeMy-Backrest in ergonomic posture, removable, 35 x 89 cm

3 P06-ME3

Seibersdorf Laboratories GmbH of European Tested & Certified.

5 P06-ME5


Orange Nano Salt-Block, code 1.20.2000, of deodorant effect, size: 20x10x5 cm



Low EMF Rated Nano-Carbon Heater Panels



MESSE EUROPE



Innovative technology

- No pre-heating, maximum output is attained immediately
- Inherently safe due to overheat protection
- Very good & uniform infrared distribution since large surface to disperse radiant heat evenly for a full body observance of IR-energy
- Highly tested and Safety Certified under IPX4 in combination with the decorative panel



Low EMF Rated Nano-Carbon Heater Panels

Tested to produce the most far infrared energy within the desired spectrum for maximum absorption by your body. Large, thick Carbon Panels blanket the walls, front bench and floor areas giving you more surface area exposure than any other manufacturer. Which gives you **MORE RESULTS** in **LESS TIME!!**

The temperature is much lower for a more comfortable environment and easier to breathe by the user. Yet you will sweat twice as much due to the radiant heat produced by our far infrared panels. Our low EMF Rated Solar-Carbon Heaters are the safest, most efficient and cost effective method of detoxifying your body.



1



2



3



4



5

1 ME07-NC1

Low EMF Nano-Carbon Heater Panel,
IR heating plate: 900mm x 818mm, 230V/515W
code: 163.881 302mm x 818mm,
230V/175W code: 057.308

2 ME07-NC2

AUT442FIR
(W) 134.5 x (H) 179.5 x (D) 48.5

4 ME07-NC4

AUT711FIW / AUT339FIB,
slim design: 222 x 94 x 3.5 mm, EUR977 ex-work

3 ME07-NC3

AUT455PRO, size: 307x175x57 mm,
EUR758 ex-work

5 ME07-NC5

High-End Sauna Control Unit
Safety Certifications of highest European Standard

Austria



Sauna Suite Luxury

Sommerhuber 1491 Heat Storage Ceramic & SPA Made in Austria

Sommerhuber 1491 Heat Storage Ceramic remains the best elements in the **tepidarium**, which is a warm room of the Roman baths heated by underfloor heating system. The specialty of a **tepidarium** is the pleasant feeling of constant radiant heat which directly affects the human body from the bench, walls and floor.



A highest grade bathroom, come with Starry-Sky, Rainshower, and Aroma Therapy Steam Bath.



Operating range

- Other voltages on request Water conductivity between 30 and 1000 $\mu\text{S}/\text{cm}$.
- Room temperature between 5°C and 40°C (41-104°F) max, and 80% RH maximum.
- Water pressure between 1 & 6 bar (15 to 90 psi) at 40°C (104°F) maximum.
- For duct applications up to 150mm (5.9 ") WC.
- 50 or 60 Hz operating mode.
- RS485 interface board (JBUS or MODBUS protocol) ensuring BMS communication with the humidifier.

New cylinder using sustainable materials

Reinforced polypropylen material for better resistance to shock. Fitted with plain stainless steel electrode plates easily cleanable. Disposable or cleanable cylinder for hard waters - special models for softened waters (TH 0° to 2°) or DI waters (30 $\mu\text{S}/\text{cm}$ mini).



ME9-DEV1

Electrode System Humidifier, commercial steam bath and sterilize process.

- Driven by microprocessor
- Steam output from 5 to 90 Kg/Hrs
- Can be used with tap, soft and DI water



ME9-DEV2

Electrode-vapour Humidifier MC2-ELMC, 4.05kW, 12.18kW, 16.07kW, 24.01kW, temp Sensor T°, 4.05kW, 1x230, clean disposable cylinder



ME9-DEV3

Thermo humidistat THR with display, ELMC-RTH



ME9-DEV4

LCD display extension, reinforced transmission cable max. 10m



ME9-DEV5

Blower pack: BP1 (5kg/h), use in Hot Yoga Studio, EUR586.00



ME9-DEV6

Time Bath Push Button, 2 colour lamp (green/red), 3 commands, on the steam generator for about 30 minutes adjustable time.



ME9-DEV7

Emergency Button, 3 commands, one push to cut off the steam generator, starts the ventilation device, shuts a relay that can be linked to a bell.

Certificate of Compliance,
European Standard of
premium quality.





MESSE EUROPE



Turkey



Turkish Hammam

A Turkish bath Hammam is a therapeutic variant of the **Roman bath**, **steam bath**, **Finland sauna**, or **Russian banya**, distinguished by a focus on water, as distinct from ambient steam, and of course temperature.

In Western Europe, hammam as a method of cleansing and relaxation became popular during the Victorian era. The process involved in taking a Turkish bath is similar to that of a sauna, but is more closely related to ancient Greek and Roman bathing.

Bathers start to relax in a warm room that is heated by a **continuous flow of hot, dry air**, allowing the bather to perspire freely. Bathers may then move to an even hotter room like sauna, before they wash in cold water or cold pool. After performing a full **body scrub and massage**, bathers finally retire to the cooling-room for a period of relaxation.

The modern hammam often **circulates with steamy air**; one's doused in water, coated in a **black olives soap** called Savon Noir that add with **eucalyptus** for its **antiseptic properties**, a **coarse fabric glove** and a **harsh scrub** made up **the upmost sensuous Spa of Hammâm sensation**.

Hammam was described as purifies both body and soul in the fullest by Johann Thudichum at the Royal Society of Medicine given in 1861.



Devatec, Steam Blower for Hot Yoga

According to the 66-year-old Indian-born yoga guru, the precise sequence of 26 postures and two breathing exercises must be performed within 90 minutes in a heated 105°F, 40%rh room to allow the body to stretch, detoxify, relieve stress, tone, and heal chronic pain such as arthritis, joint aches, knee injuries, back problems, and more.

Hot yoga is practiced in conditions of 40°C, 40 – 50%rh humidity, to ensure a good work out and an environment that is conducive to sweat & detox. It is very common if a Hot Yoga studio heats up to 40°C, the humidity tends to drop to below 10%rh that makes yoga exercise very unpleasant. Therefore, Humidity enhancer is vital to bring back the comfortable 40%rh, whereby the yoga practitioners are not suffering from dry skin, sore eyes or dehydration.

Hot yoga at 40°C protects muscles by allowing for a deeper stretch while also detoxifying the body by opening the skins pores to let the toxins out in sweat. It shall also save on heating bills as the perceived temperature is hotter than the actual allowing the room temperature to be reduced while achieving the same effects.

France



Hamмам, Sauna Ottoman, Designer Sauna Suite



Classic Tom, 2-tiers



Pianist Keyboard, L-shape 2-tiers



Sauna Ottoman with Navel Bed



Waves Tunes, L-shape 2-tiers



Waves Tunes, 2-tiers corner



Classic Tom, L-shape 2-tiers



Pianist Keyboard, 2-tiers



Waves Tunes, L-shape 2-tiers



Waves Tunes, 2-tiers corner



Acrylic Molded Steam Cubicle by SOMMERHUBER GMBH



Hammam-Tisch Oval Table by SOMMERHUBER GMBH



Healing Clay SPA

A Mud Room in function Ergonomically shaped, ceramic heat radiation in healthy infra-red range, formfitting seat allows mud to run off towards the front, thereby increasing hygiene Individual room size and technical equipment
Min. dimensions: L 280cm, W 144cm, H 220cm

Wood Panels

Green Wood CEDAR panels



CODE / Profile	Description	W	T	L (min)	EUPM
SP02-402-1321	Exceptionally beautiful wood that has a natural warm color, complemented with uniform fine-grained texture with a satin luster.	106	13,8	2110	187
SP02-402-1324		106	13,8	2410	210

White Wood Premium panels



CODE / Profile	Description	W	T	L (min)	EUPM
SP02-600-1321	White wood is white and soft which is cool to touch and has low flammability. The selected White wood does not have any visible knots.	70	13,8	2110	123
SP02-600-1324		70	13,8	2410	133
SP02-601-1321		106	13,8	2110	168
SP02-602-1321		140	13,8	2110	239
SP02-602-1324		140	13,8	2410	260

Finland SPRUCE Wood panels



CODE / Profile	Description	W	T	L (min)	EUPM
SP02-500-1321	Spruce is a soft wood with a close, even and uniform grain texture. It has a light yellow appearance with few markings. Spruce is durable that can withstand heat and has small healthy knots.	95	13,8	2100	0085
SP02-500-1621		97	16	2100	
ECON-10010		100	10	2410	

Spruce Panels

13.8 x 95 x 2200mm 59 packs = 531 pcs Total CBM: 1.50
16 x 97 x 2100mm 1112 packs = 10,008 pcs Total CBM: = 31.00

Bench Timber

Green Wood CEDAR Bench Timber



CODE / Profile	Description	W	T	L (min)	EUPM
SP02-100-2221	Exceptionally beautiful wood that has a natural warm color, complemented with uniform fine-grained texture with a satin luster.	44	22	2110	162
SP02-101-2221		70	22	2110	228
SP02-102-2218		90	22	1800	261
SP02-102-2221		90	22	2110	298
SP02-102-2224		90	22	2410	344
SP02-102-2821		90	28	2110	365
SP02-102-2824		90	28	2410	416

White Wood Premium Bench Timber



CODE / Profile	Description	W	T	L (min)	EUPM
SP02-002-2218	White wood is white and soft which is cool to touch and has low flammability. The selected White wood does not have any visible knots.	70	22	1800	173
SP02-002-2221		70	22	2110	181
SP02-002-2224		70	22	2410	207
SP02-003-2221		90	22	2110	238
SP02-003-2224		90	22	2410	269

Finland SPRUCE Wood Solid Bench Timber



CODE / Profile	Description	W	T	L (min)	EUPM
SP02-200-2021	Spruce is a soft wood with a close, even and uniform grain texture. It has a light yellow appearance with few markings. Spruce is durable that can withstand heat and has small healthy knots.	95	20	2100	116
ECON-10015		100	15	2410	

Spruce Bench Timber

20 x 95 x 2100mm 45 packs = 270 pcs Total CBM: 1.10

Comparison of wood profiles and species





V-Steam Korean Zahoon Therapy



A Korean Zahoon that more use for a vaginal steam bath and traditional herbs therapy steaming.



Steam Bath Herbs Boiler 1.5L, 850W



1 P13-WPSP1

V-Steam Bucket Korean Zahoon multiple usage for steam, soak and vaginal therapy

2 P13-WPSP2

Knee & Leg Steam Bucket", 42Diax60H cm, can add herbs boiler

3 P13-WPSP3

Rounded Wood Bathtub Medium, 70Wx80H

4 P13-WPSP4

Rounded Bathtub 700Diax800H

5 P13-WPSP5

Therapy Wood Bathtub no top-Lid can add Top-Lid for herbs steam bathing 120Lx60Wx70H

6 P13-WPSP6

Basic Wood Tub 1300x700x680

7 P13-WPSP7

Classica Wooden foottub 400diax240

8 P13-WPSP8

Britania Empress Wood Tub Classical design of wood tub with handcarved European leg support 1400x650x650

9 P13-WPSP9

Confinement Detox sauna suitable during maternity period, size: 1200Lx700Wx1150H mm, 850W

10 P13-WPSP10

Footy Sauna Ease for rheumatism therapy, size: 370x450x680 mm, 300W

11 P13-WPSP11

Foot Stool with therapeutic roller for foot reflexology, 25Lx21Wx13H cm

12 P13-WPSP12

Massage bed Bas, massage/facial use, adjustable backrest, size: 186Lx76Wx68cm

13 P13-WPSP13

Massage bed Bas, massage/facial use, non-adjustable backrest, size: 186Lx76Wx68cm

14 P13-WPSP14

Beach bench outdoor/indoor bench, adjustable back rest, size: 196Lx68Wx33H cm, 30KG

15 P13-WPSP15

Treatment Wood Tub Top Lid, for steam bathing therapy

16 P13-WPSP16

Treatment Wood Tub Stopper



- 1 P14-SA1**
Ice-water Shower Bucket
wall-hung Enjoyment, c/w
chain lenght 700mm, tilt lever,
quick connector 1/2" for water filling with
pressure hose, water level from 4,5 to 7,5 l
adjustable with swimming valve, cross
bar & fastening holder in SS
- 2 P14-SA2**
(W) 225 x (H) 140 Wood-ovie
Thermo-hygrometer
- 3 P14-SA3**
FIR Hygro-thermometer with battery
clock, use below 45°C dry room
- 4 P14-SA4**
(W) 140 x (H) 140
Wood-base Thermometer
- 5 P14-SA5**
Wooden Clock long-use with battery
room temperature only
- 6 P14-SA6**
Cup Coaster/Bottle Opener 8cm Dia

- 7 P14-SA7**
(W) 65 x (H) 300 Wooden Sandtmer Bas
- 8 P14-SA8**
(W) 65 x (H) 340 Wooden Sandtmer Lux
- 9 P14-SA9**
(L) 310 Wooden Ladle
- 10 P14-SA10**
(Ø) 85 x (L) 395 Stainless-Steel Scoop
with Wood-handle
- 11 P14-SA11**
Wooden bench louver for air circulation
- 12 P14-SA12**
Wooden ceiling vent for air circulation
- 13 P14-SA13**
4 Liters Stainless-steel Bucket with
wood-handle
- 14 P14-SA14**
4 Liters Wooden Bucket Basic
- 15 P14-SA15**
4 Liters Wooden Bucket Ricey

- 16 P14-SA16**
Plastic-Insert
- 17 P14-SA17**
Drip-cup is available in PP or SS,
tostore-up the water left over from
sprinkle on the heater
- 18 P14-SA18**
Towel hanger 500L x 40W
- 19 P14-SA19**
Wooden clothing hook with bottle opener
- 20 P14-SA20**
Bamboo Soft Pillow
- 21 P14-SA21**
Wooden Drink Holder
- 22 P14-SA22**
Wall shelf made of natural wood,dim.:
WxHxD approx. 210x150x60 mm,
weight approx. 150 g

- 23 P14-SA23**
Spa Sauna Towels You'll be dry & nicely
covered (if necessary) after sauna with
these highly absorbing, extra-large, soft
100% cotton towels, 40"Wx60"L with
the same design as our Sauna Shirts.
Looks great in the Sauna changing
room too, just hanging on a hook.
- Designer Linen Sauna Robe (Imported
from Finland)Enjoy the luxurious comfort
of this designer linen sauna robe
imported from Finland.
- Designer Linen Sauna Slippers
(Imported from Finland)From Sauna to
shower or a jump in the lake, these
Finnish Sauna Slippers are a perfect fit.
- 24 P14-SA24**
Mix-N-Match Wooden floor Mat
28Lx9Wx2THK cm, 28Lx28Wx2THK cm,
corner 36Lx9Wx2THK cm



1 P15-SA1

Sauna Infusion Concentrates dosage of app. 5ml:1L water Aroma: Eucalyptus Scent 250ml, 5LAroma: Forest Fresh Scent 250ml, 5L

2 P15-SA2

Sauna Thermal Oil 25ml, 40ml, 1L, 5L; also available in Sauna Balm 70g, Herbal Ball compress 200g

3 P15-SA3

Footy Massage Cream 150g

4 P15-SA4

Ayurveda Spa Soap is made with pure vegetable oils such as purified Coconut oil, Sandalwood oil, and Patchouli oil; it does not use any animal fat or products, and is not tested on animals. It is in toxicating and fragrant scent along with its outstanding properties as a soap bar. It never dries your skin yet cleans your skin completely.

5 P15-SA5

Lemon Grass Body Oil 115ml

6 P15-SA6

Dr. Sauna Powder 250/500g

7 P15-SA7

Aqua Marine Mineral, Ruby Grapes Mineral 125/200ml, Mineral Essence 50/50ml

8 P15-SA8

Drink 85/15sachets/bag

9 P15-SA9

Essence pump for steam generator

10 P15-SA10

Sauna Stone/Rock 20KG/box

11 P15-SA11

Soapstone tiles by pieces

12 P15-SA12

Soapstone holder aromatic to fill with water & aroma essence

13 P15-SA13

Soapstone Cup to fill with water & aroma essence

14 P15-SA14

Soapstone Cube Aromatic 2.5KG/box

15 P15-SA15

Dripping Tray to store-up the water leftover from sprinkle on the heater

16 P15-SA16

Soapstone Holder Aromatic, size (mm): (Ø)50x (H)60



17 P15-SA17

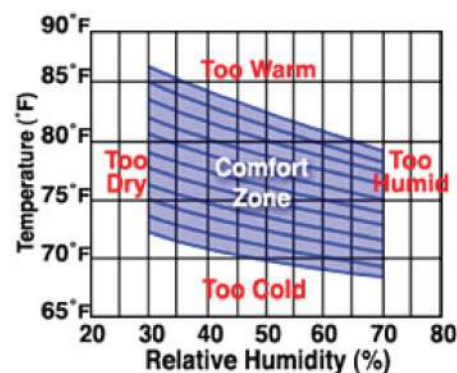
Soapstone Scent Holder / warmer (pot only for display purpose) size (mm): (Ø) 108 x (H) 60

18 P15-SA18

Sauna Fountain Moisture with/out Ogie Rock

19 P15-SA19

Sauna-Steam Mate to create tropical humid saunas humid saunas, enhance with soothing steam moist, similar to Saunarium Sauna



20 P15-SA20

Sauna water spray c/w push button



1 P16-SA1
Door Handle Square
(W) 270 x (H) 130

2 P16-SA2
Sauna Signage
(W) 150 x (H) 80

3 P16-SA3
Magnet Clamp

4 P16-SA4
Glass Clamp

5 P16-SA5
Door Hinge square
(W) 85 x (H) 80

6 P16-SA6
Door Hinge Round
(W) 85 x (H) 80

7 P16-SA7
Door Lock/Catch
(W) 64 x (H) 43

8 P16-SA8
Glass doors
713 (W) 600 x (H) 1800
714 (W) 700 x (H) 1800
730 (W) 690 x (H) 1890
731 (W) 790 x (H) 1890
750 (W) 400 x (H) 750
755 (W) 600 x (H) 1800

9 P16-SA9
Sauna Door & Wooden Handle
(W) 785 x (H) 1850

10 P16-SA10
Steam Door & SS Handle
(W) 785 x (H) 1850

11 P16-SA11
Sauna Roofing Outdoor, made of brownish asphalt shingles are made of a woven fiberglass base mat that is covered with a waterproof asphalt coating for longer durability and strength against the Sun UV & acidic rain.

12 P16-SA12
Gazebo / Pergolla, solid wood, available sizes: 230Lx230Wx 300H cm, 280Lx280Wx350H cm

13 P16-SA13
Temperature Sensor and Sensor Cover, ideally to detect of sauna heater temperature for a safety measure, in order to reach your desired sauna temperature peaking at 150°F - 200°F, installing the sensor for the thermostat at the right height and good distance from the heater is a hands-on tinkering

14 P16-SA14
Costech / Axair A12B23STS Max: 100W exhaust or bring fresh air to sauna room. AXIAL FANS - PLATE MOUNTED & CASED Up to Ø630 impeller Air flow rates to 18700m³/h IP65 motors duct & hoses water protection

15 P16-SA15
Vertical Light 411

16 P16-SA16
Horizontal Light 410

17 P16-SA17
Sauna Light, compact design, size: 135W x 75H mm

18 P16-SA18
Sauna Light, large design, size: 195W x 110H mm

19 P16-SA19
Retro cover use for wall corner size: 170W x 265H mm

20 P16-SA20
Sauna Light Cover, vertical design, to install in side wall or corner, size: 150Wx110H mm

21 P16-SA21
Hyperthermia Controller, functions include On/Off, light, temperature & timer control, size: 120Wx75Hx10D mm



1 P17-FIR1

Sauna Starry-Lite, is portraying of our popular Starry-Nite with heat & vapour proof spotlights, a light projector shines a light over many individual fibre optic cables

2 P17-FIR2

Audio System

3 P17-FIR3

Hyperthermia Controller, functions include On/Off, light, temperature & timer control, size: 120Wx75Hx10D mm

4 P17-FIR4

Sauna Sound N Light Lamp, this system has elevated the standard of luxury treatment with the sturdy yet impressive aluminium housing equipped with softillumination LED-coloured light technology and integrated stereo speakers, ultra-slim design, playback of MP3 using plug & play, dust & wet protection

5 P17-FIR5

Sauna LCD TV heat proof

6 P17-FIR6

Sauna Reading Light White light of heat proof & water proof

7 P17-FIR7

Color lights of heat proof & water proof

8 P17-FIR8

Chromo-Lite Rainbow, The chromatherapy (colors) in-shower, low-voltage LED mood lighting is fully accessible from the control panel. The light will reflex off the steam making your steambath so much more tranquil, each of the seven colors of the spectrum are associated with specific healing properties: Violet, Orange, Indigo, Red, Green, Blue, and Yellow, size: 48Dia (mm)

9 P17-FIR9

Sauna White-Lite, low-voltage led mood lighting is fully adjustable from the control panel. Lighting can be placed inside or outside of the steam shower, and settings can be stored in the control panel's memory, size: 48Dia (mm)

10 P17-FIR10

Oxygen ionizer

11 P17-FIR11

Carbon heater, 10mm thk, customade size, max: 50Wx100L cm, 220V / 240V, 100W-400W Mica carbon heater (black color) 50*90cm 200W

12 P17-FIR12

Low EMF fiber-carbon 40*90 & 30*70



13 P17-FIR13

Tourmaline, metres



14 P17-FIR14


Tourmaline crystal stone foot therapy

15 P17-FIR15

350W ceramic heater (3 pcs as a set) 65cm

16 P17-FIR16

150W ceramic heater (3 pcs as a set) 33cm





1 P18-WP1
0900# Handshower

2 P18-WP2
European Waterfall

3 P18-WP3
9905# Three Function Handshower

4 P18-WP4
X Waist Drum Cleaning Three-piece

5 P18-WP5
SPA Massage Pump
1.0HP / 1.2HP / 3.0HP

6 P18-WP6
Blower Pump 200W / 300W

7 P18-WP7
Em1834.Yakuai Adjuster

8 P18-WP8
1.8m Detachable Chrome Chain

9 P18-WP9
X Cleaning Section Three-piece

10 P18-WP10
Chrome Big Square Waterfall

11 P18-WP11
American Waterfall

12 P18-WP12
Oval Shape Waterfall

13 P18-WP13
Moon Waterfall

14 P18-WP14
2053 Sewage Drainer

15 P18-WP15
2044 Sewage Drainer

16 P18-WP16
Brass Bubble Jet

17 P18-WP17
Noble-4 Headrest

18 P18-WP18
CBLB Headrest

19 P18-WP19
Air Light Bubble Jet

20 P18-WP20
Arm Massage Jet

21 P18-WP21
Em1834.Yakuai Adjuster




22 P18-WP22
Big Water Massage Jet

23 P18-WP23
Champagne Bubble Jet

24 P18-WP24
Micro bubble Jet

25 P18-WP25
New Thin Water Massage Jet

26 P18-WP26
Round Back Massage Jet



1 P19-SIS01
Salt Sauna Cabin FIR

2 P19-SIS02
Ionic Crystal Salt Loungers in Cubicle, c/w starry Sky

3 P19-SIS03
Clay-tiled Sauna of proven purity effect

4 P19-SIS04
Salt Spa, diffuse of therapeutic herbs in herbal room

5 P19-SIS05
Finland Sauna for hot and humid climate with Organic Tower Heater


6 P19-SIS06
Soapstone Wall Deco to prevent from burning wooden wall





Steam Engine

MODEL	KW	SEATER	STEAM ROOM m3
S3000	3.0	2 ~ 4	1.5 ~ 2.5
S4500	4.5	2 ~ 4	2.5 ~ 5
S6000	6.0	5 ~ 10	5 ~ 7
S9000	9.0	5 ~ 10	7 ~ 12
S12000	12.0	12 ~ 15	12 ~ 15
S15000	15.0	15 ~ 18	15 ~ 18
S18000	18.0	18 ~ 25	18 ~ 25



1 P20-SM1
230 / 24V Transformer

2 P20-SM2
Solenoid Valve

3 P20-SM3
Steam User Interface

4 P20-SM4
Contactor Unit

5 P20-SM5
Thermal Fuse

6 P20-SM6
Steam Generator Heating Elements
with fuse/sensor holder
1.5kW Heating Element
2kW Heating Element
2.5kW Heating Element

7 P20-SM7
Steam Generator PC Board

8 P20-SM8
Autodrain-Will empty the tank after
every use automatically
ST-AUTODRAIN-3/4 & 1

9 P20-SM9
6 Poles Terminal Block Black Color

10 P20-SM10
12 Poles Terminal Block White Color

11 P20-SM11
Overpressure Valve

12 P20-SM12
Steam Head

13 P20-SM13
Room Temperature Sensor

14 P20-SM14
Tank temperature sensor

15 P20-SM15
Level probe, 3 levels

16 P20-SM16
Steam essence

17 P20-SM17
Essence pump for steam generator

18 P20-SM18
Sauna Reading Light White light of
heat proof & water proof

19 P20-SM19
Daimler series Control Panel, Architect
Design Glass-Touch, Time setting:
8hours, TEMP setting: 25oC-68oC,
Overheat protection, Manual and Auto
drain, one control panel extended to
multiple machines, Dual control panels
connect to single machine, CE & TUV,
certified Size: 105Wx180Hx6Thx mm,
conceal: 15+25 mm

20 P20-SM20
Touch Screen Wall-Switch c/w ultra-thin
touch screen casing 7Thkmm, to
control light switch, exhaust fan, and
radio, size: 75Wx170Hx50D
(wall embedded thickness)mm

21 P20-SM21
Honey Steam Control c/w ultra-thin touch
screen casing 7Thk mm, package with
Honey Steam Shower Cabin, designed on
mirror-surface touch screen controller,
size: 126Wx197Hx50D (wall embedded
thickness)mm, touch screen functions
include rain shower & tap mixer, steam
bath, light, exhaust fan,
radio reception

22 P20-SM22
Aristec Series Control Panel, option of
audio set & speaker

23 P20-SM23
105 Hi Limit

24 P20-SM22
Tank High Limit

25 P20-SM22
Budget Control Panel D100 series



I LUV Baby Shower

I LUV Baby Shower, shower is safe now without too cold or too hot, to avoid thermal-shock to your love one, our temperature control valve allows dribble of water to blend through such hot and cold water to your desired temperature for safest wash; LCD displays the temperature reading.



I LUV Baby Faucet

I LUV Baby Faucet, water is safe now without too cold or too hot, to avoid thermal-shock to your love one, our temperature control water faucet allows dribble of water to blend through such hot and cold water to your desired temperature for safest wash; LCD displays the temperature reading.



Mirror-Mirror on the Wall

Mirror-Mirror on the Wall indicates of such Magic Mirror 60Lx90Wx5.5THK cm, c/w LCD TV at available size: 15" and 19", for input of TV/AV/VGA/HDMI/USB, waterproof speaker, install wall-mount or recess.

Papa-Tub

Papa-Tub, a bathtub soak with bath-salts always result in amazing health benefits, including improved heart health, blood circulation, and stress relief. Especially for the elderly to get into the bathtub "painlessly", and "no slips & no falls", yet to enjoy a hot-tub soaking with an add-on deluxe of a tub-door insert.



Baby Shower

Standard Features

The bath body made of acrylic reinforcement fiberglass of baby spa design

- Mixer tap and faucet handle x1set
- Total bottom jets x 6 / 10
- On/Off switch x1
- Blower 0.5HP x1
- Drainage x1



Donald Tub

Size

1100 x 870 x 910 mm

Colors

Yellow

hand-held shower x1



Froggie Tub

Size

1100 x 870 x 910 mm

Colors

Green

hand-held shower x1



MeMe Tub

Size

1010 x 900 x 910 mm

Colors

Red & White



Party Boom

Brand

Holmspa

Product Code

CB2pax-150

Size

150 x 150 x 55 cm

Upgraded Features

Anti-Slip Formation of Acrylic Inner-Tub

- Hydrotherapy
- Adjustable hydraulic massage jets x5
- Bottom jets x12
- Waterfall water faucet
- Hand held shower
- Underwater LED lamp
- Leakage protection



Family Round

Brand

Holmspa

Product Code

COMMR2180RD-N16

Model

COMMR2180RD-N16 sunken unit

Size

218 x 218 x 86 cm, 4.95KW,
Weight: 355KGs,
176Gal water, loading pallet: 5.08M3



Family Square

Brand

Holmspa

Product Code

COMMR2200-N16

Model

COMMR2200-N16 sunken unit

Size

220 x 220 x 100 cm, 4.95KW,
Weight: 415KGs,
176Gal water, loading pallet: 5.30M3